PRODUCED BY AN AUTODESK EDUCATIONAL PRODUCT



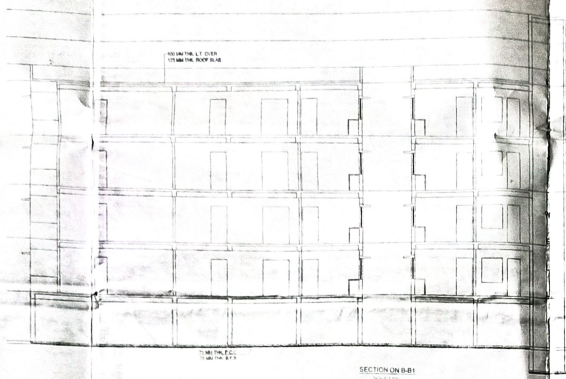

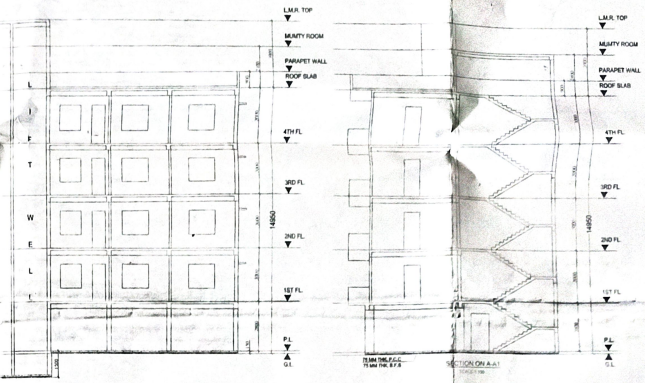

PROPOSED G +IV STORIED RESIDENTIAL AT MOUZA :- **KALIKAPUR** , JL NO :-40 ,R.S/L.R. DAG NOS.-1069; R.S/L.R. KHATIAN NOS.-1547,1548;TOUZI NO.-173 UNDER PATHARGHATA GRAM PANCHAYET; DISTRICT: NORTH 24 PARGANAS.

NAME OF OWNERS

1. GOURI SHANKAR SARDA
2. DINESH KUMAR SARDA

NAME OF DEVELOPER

M/S SHAKUNTALA INFRATECH LLP

AREA STATEMENT

TOTAL AREA OF LAND =788.725SQ.M.
= 11 COTTAHS,07 CHHITACKS,39.53SQ.FT
(AS PER DEED)

TOTAL COVERED AREA OF GROUND FLOOR = 384.36 SQ.M.

TOTAL COVERED AREA OF TYPICAL FLOOR = 405.02SQ.M.

TOTAL STAIR LIFT & LOBBY AREA = 33.25 SQ.M. /FLOOR
TOTAL CAR PARKING AREA = 139.25 SQ.M.

PERMISSIBLE F.A.R. =2

PROPPSED F.A.R. =1.96

CERTIFICATE OF OWNER :

CERTIFIED THAT I/WE HAVE GONE THROUGH THE BUILDING RULES FOR THE NEW TOWN + COLKATA PLANNING AREA (BUILDING RULES, 2014 AND ALSO UNDERTAKE TO ABIDE BY THOSE RULES DURING AND AFTER CONSTRUCTION OF THE BUILDING.

SHAKUNTALA INFRATECH LLP
Sarat Sarda
Partner

SIGNATURE OF OWNER :

CERTIFICATE OF ARCHITECT :

I CERTIFY THAT ALL ARCHITECTURAL DRAWING OF THE PREPARED BY ME COMPLYING WITH THE NEW TOWN KOLKATA BUILDING RULES, 2014.

NO SUCH WRONG AND INCORRECT INFORMATION HAS BEEN FURNISHED BY ME INCLUDING AREA CALCULATION CHARTS IN THIS DRAWING AND NO VIOLATION OF THE PROVISION OF THESE RULES WILL BE FOUND IN ANY OF THE DRAWINGS AND DOCUMENTS SUBMITTED TO THE SANCTIONING AUTHORITY FOR OBTAINING SANCTION.

Sumita Biswas
SUMITA BISWAS
[illegible]
Kolkata-[illegible]
Kolkata Municipal Corporation

SIGNATURE OF ARCHITECT

FOR OFFICE USE

The structural analysis reports & soil reports are kept for reference in this office. The clearance is accorded subject to certificate of architect Str. Engineer, Geo-Tech Engineer.

District Engineer
(N) 24 Parganas Zila Parishad

SANCTIONED & APPROVED

Executive Officer
Rajarhat Panchayat Samity
Rajarhat, North 24 Parganas

Approval Order No. 755/RPS
Date 06/05/2015
Valid up to 05/05/2020

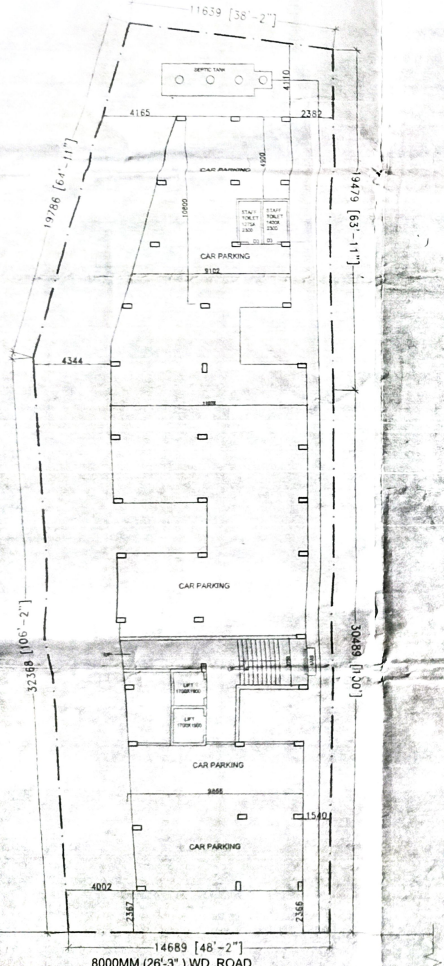

GROUND FLOOR PLAN
SCALE 1:50

SCHEDULE OF DOOR & WINDOW	
MKD	LENGTH
D	1050
D1	900
D2	750
W	1200
W1	1200
W2	900
W3	600
W3	2000
W3	2100

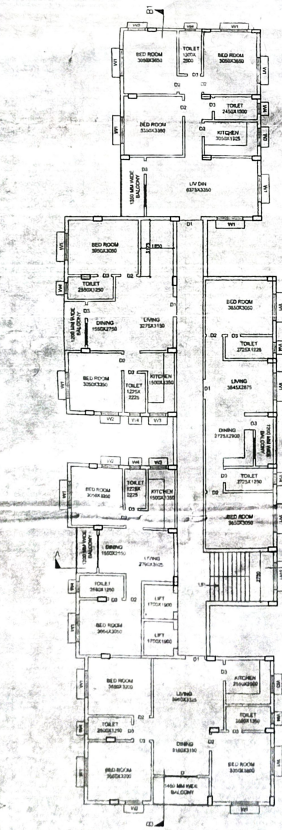

TYPICAL FLOOR PLAN
SCALE 1:50

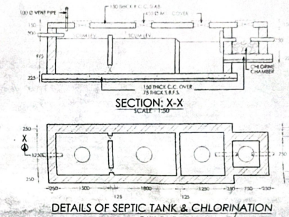

DETAILS OF SEPTIC TANK & CHLORINATION CHAMBER

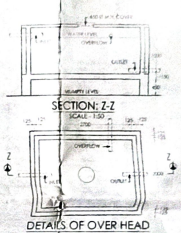

DETAILS OF OVER HEAD WATER TANK
SCALE - 1:50

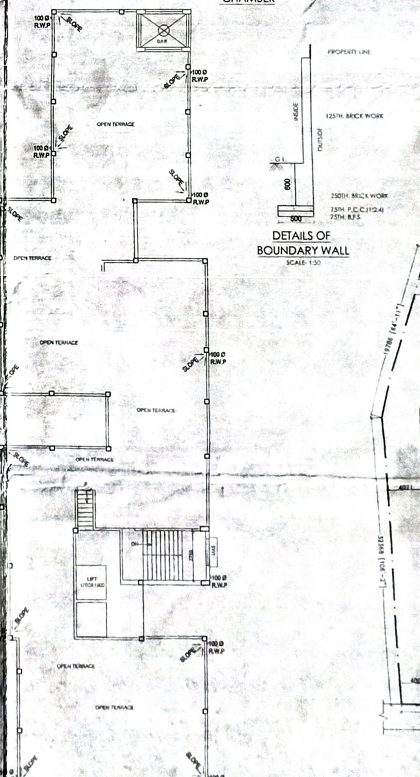

DETAILS OF BOUNDARY WALL
SCALE - 1:50

ROOF PLAN
SCALE 1:50

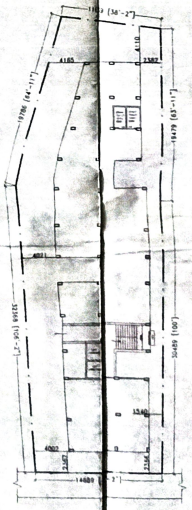

PRODUCED BY AN AUTODESK EDUCATIONAL PRODUCT